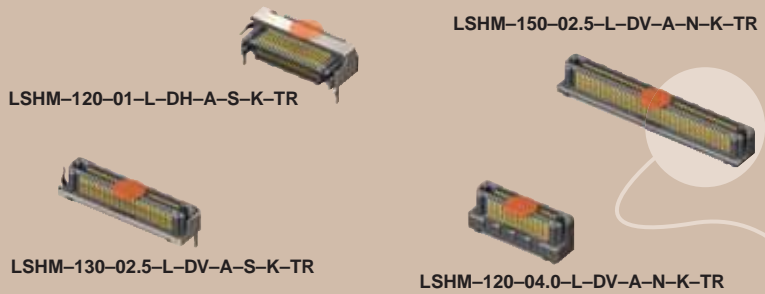




(0,50mm) .0197"

LSHM SERIES



# HIGH SPEED HERMAPHRODITIC STRIP

## SPECIFICATIONS

For complete specifications and recommended PCB layouts see [www.samtec.com?LSHM](http://www.samtec.com?LSHM)

**Insulator Material:**

Black Liquid Crystal Polymer

**Contact Material:**

Phosphor Bronze

**Plating:**

Au or Sn over 50µ" (1,27µm) Ni

**Current Rating:**

TBD

**Operating Temp Range:**

-55°C to +125°C

**RoHS Compliant:**

Yes

**Processing:**

Lead-Free Solderable:

Yes

**SMT Lead Coplanarity:**

(0,10mm) .004" max

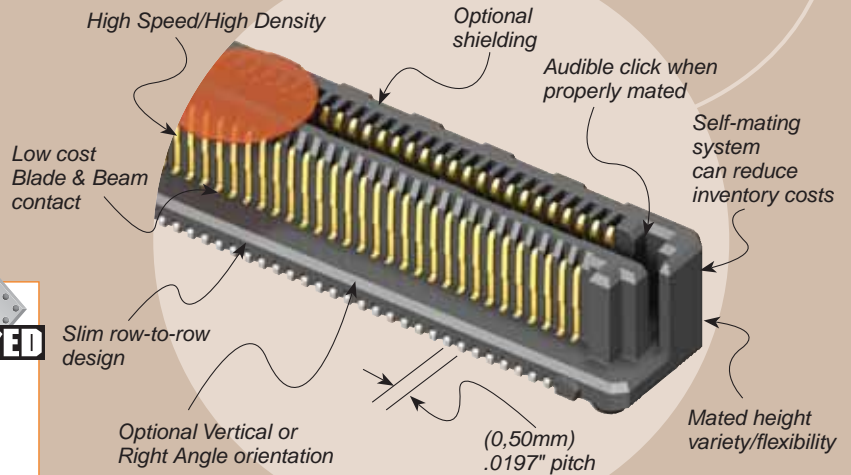
**Board Stacking:**

For applications requiring more than two connectors per board, contact [ipg@samtec.com](mailto:ipg@samtec.com)

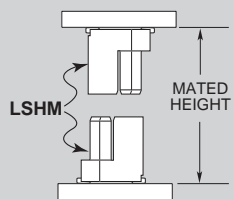
Mates with:  
LSHM



- High retention contacts
- Audible click when mated
- Shrouded



## APPLICATION



LEAD STYLE	MATED HEIGHT*
-02.5 & -02.5	(5,00) .196
-02.5 & -03.0	(5,50) .217
-03.0 & -03.0	(6,00) .236
-02.5 & -04.0	(6,50) .256
-03.0 & -04.0	(7,00) .276
-04.0 & -04.0	(8,00) .315
-02.5 & -06.0	(8,50) .335
-03.0 & -06.0	(9,00) .354
-04.0 & -06.0	(10,00) .394
-06.0 & -06.0	(12,00) .472

\*Processing conditions will affect mated height.

**Note:** Some lengths, styles and options are non-standard, non-returnable.

LSHM - 1 NO. PINS PER ROW - LEAD STYLE - PLATING OPTION - TAIL OPTION - A - SHIELD OPTION - K - TR

20, 30, 40, 50

Specify LEAD STYLE from chart

-F = Gold flash on contact, Matte Tin on tail  
-L = 10µ" (0,25µm) Gold on contact, Matte Tin on tail

-DV = Vertical  
-DH = Right Angle (Lead style -01 only)

-S = With Shield  
-N = Without Shield

-K = (4,50mm) .177" DIA Polyimide film Pick & Place Pad  
-TR = Tape & Reel

LEAD STYLE	A	B
-01	NA (-DH only)	NA (-DH only)
-02.5	(3,95) .156	(1,00) .039
-03.0	(4,45) .175	(1,50) .059
-04.0	(5,45) .215	(2,50) .098
-06.0	(7,45) .293	(4,50) .177

Due to technical progress, all designs, specifications and components are subject to change without notice.

[WWW.SAMTEC.COM](http://WWW.SAMTEC.COM)