

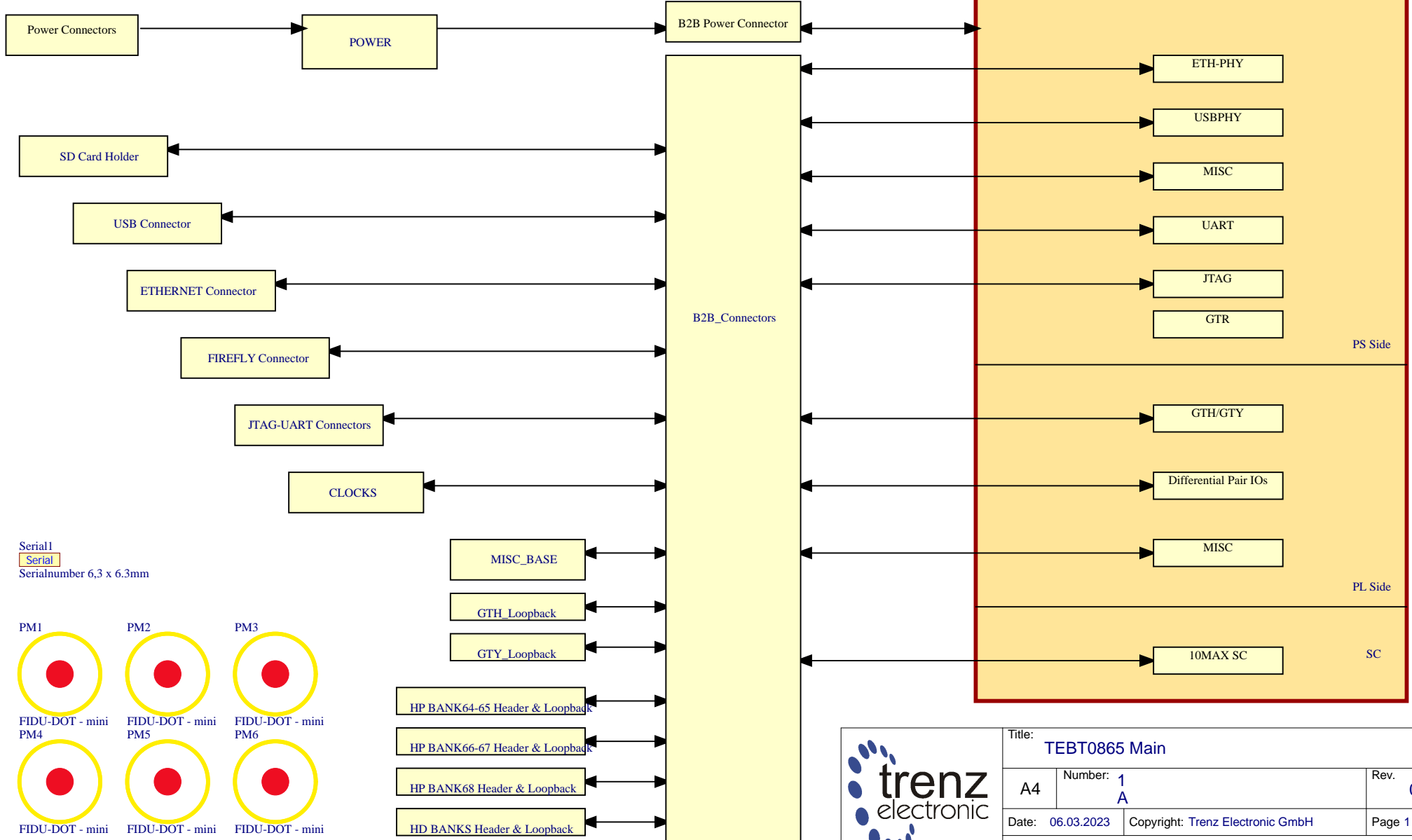
1

2

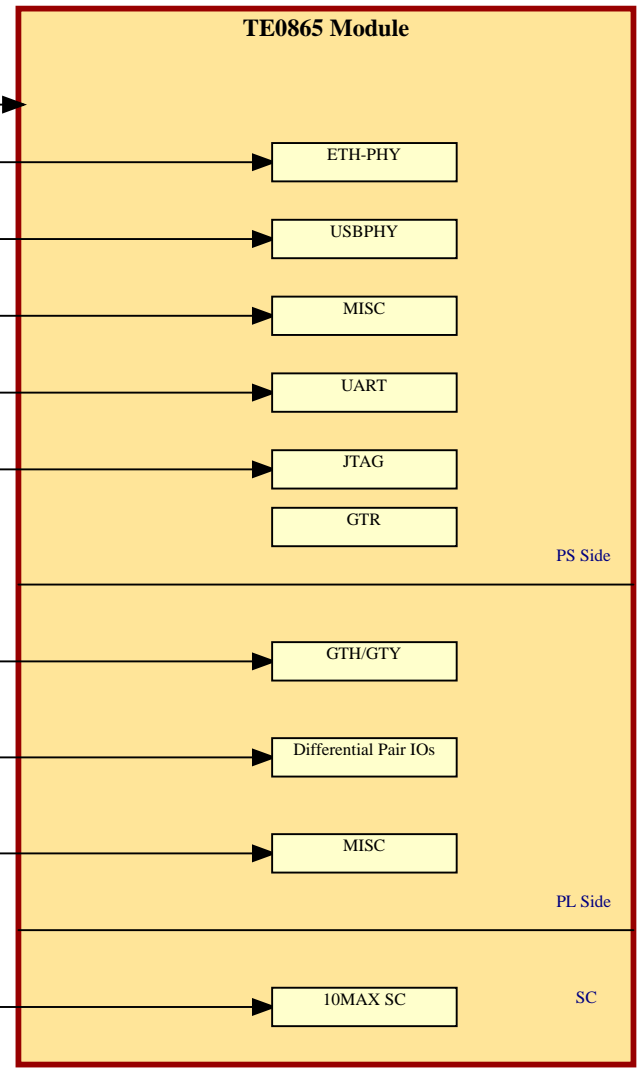
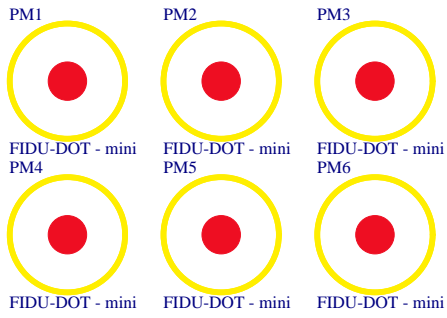
3

4

LOGO1
TE Logo PRINT Layer
LOGO PRINT



Serial1
Serial
Serialnumber 6,3 x 6.3mm



Title: TEBT0865 Main		
A4	Number: 1 A	Rev. 01
Date: 06.03.2023	Copyright: Trenz Electronic GmbH	Page 1 of 29
Filename: TEBT0865.schdoc		

1

2

3

4

A

B

C

D

A

B

C

D

1

2

3

4

A

A



B


B

C

C

D

D

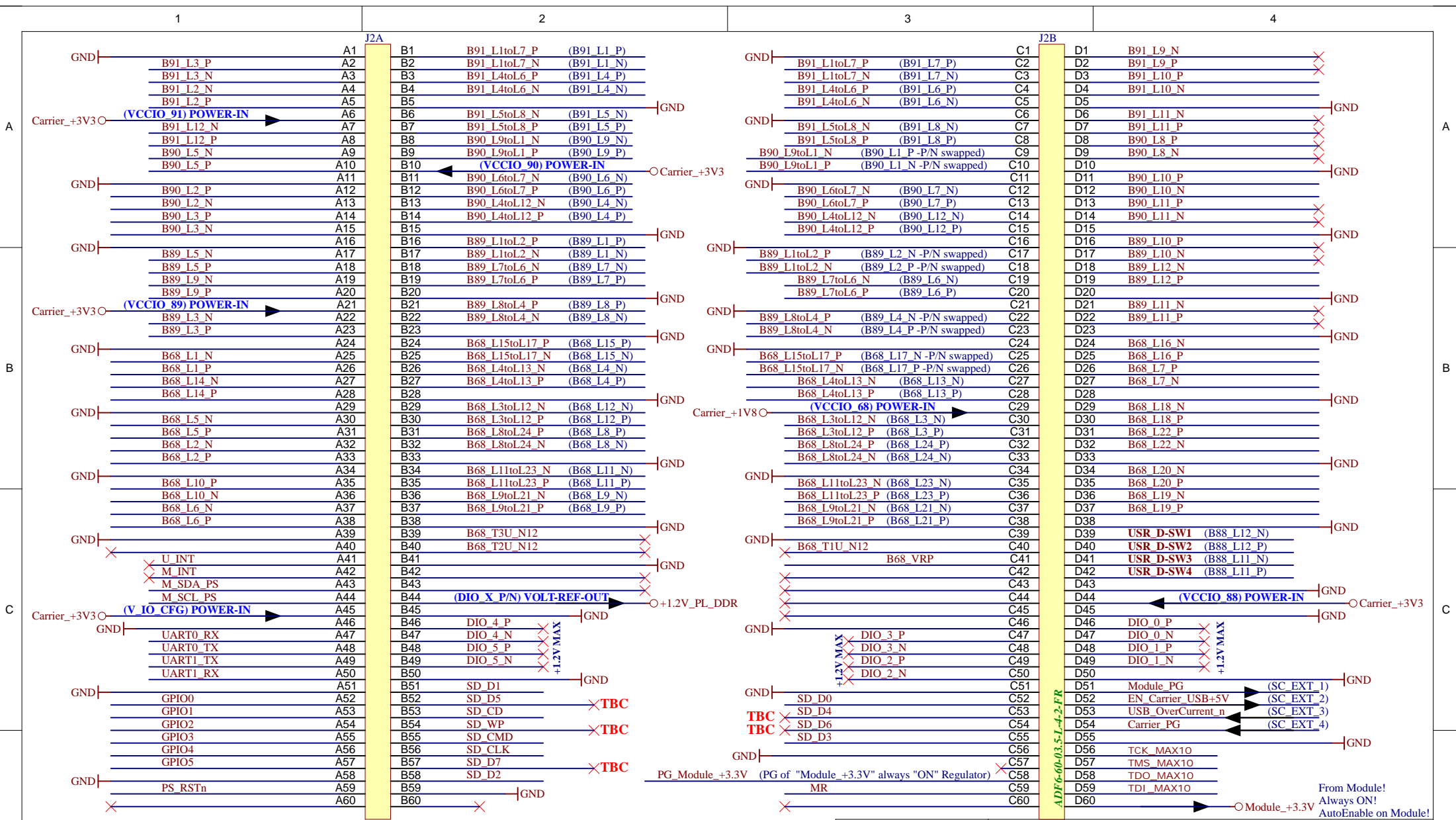
			Title: TEBT0865 – B2B_CONNECTORS		
A4	Number: 2 A		Rev. 01		
Date: 06.03.2023		Copyright: Trenz Electronic GmbH		Page 2 of 29	
Filename: B2B_Connectors.SchDoc					

1

2

3

4




ADF6-60-03.5-L-4-2-FR


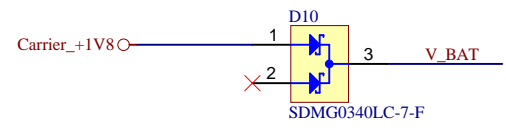
ADF6-60-03.5-L-4-2-FR



Title: TEBT0865 – J2_CONNECTOR		
A4	Number: 4 A	Rev. 01
Date: 02.03.2026	Copyright: Trenz Electronic GmbH	Page 4 of 29
Filename: J2.schdoc		



ADF6-60-03.5-L-4-2-FR



ADF6-60-03.5-L-4-2-FR

Module_+1.8V From Module!



Title: TEBT0865 – J3_CONNECTOR		
A4	Number: 5 A	Rev. 01
Date: 06.03.2023	Copyright: Trenz Electronic GmbH	Page 5 of 29
Filename: J3.schdoc		

D

A

B

C

D

A

B

C

D

J4A

J4B

B88_L6_N	A1	B1	
FF_SDA (B88_L6_P)	A2	B2 B88_L1_N	GND
B88_L5_N	A3	B3 FF_SCL (B88_L1_P)	
FF_INTL (B88_L5_P)	A4	B4 FF_RSTL (B88_L3_P)	
B88_L2_N	A5	B5 B88_L3_N	
FF_MPRS (B88_L2_P)	A6	B6	GND
GND	A7	B7 MGT_230_CLK0_P	
MGT_231_CLK0_P	A8	B8 MGT_230_CLK0_N	
MGT_231_CLK0_N	A9	B9	GND
GND	A10	B10 MGT_231_RX2_P	
MGT_231_RX3_P	A11	B11 MGT_231_RX2_N	
MGT_231_RX3_N	A12	B12	GND
GND	A13	B13 MGT_231_RX0_P	
MGT_231_RX1_P	A14	B14 MGT_231_RX0_N	
MGT_231_RX1_N	A15	B15	GND
GND	A16	B16 MGT_230_RX2_P	
MGT_230_RX3_P	A17	B17 MGT_230_RX2_N	
MGT_230_RX3_N	A18	B18	GND
GND	A19	B19 MGT_230_RX0_P	
MGT_230_RX1_P	A20	B20 MGT_230_RX0_N	
MGT_230_RX1_N	A21	B21	GND
GND	A22	B22 MGT_229_RX2_P	
MGT_229_RX3_P	A23	B23 MGT_229_RX2_N	
MGT_229_RX3_N	A24	B24	GND
GND	A25	B25 MGT_229_RX0_P	
MGT_229_RX1_P	A26	B26 MGT_229_RX0_N	
MGT_229_RX1_N	A27	B27	GND
GND	A28	B28 MGT_228_RX2_P	
MGT_228_RX3_P	A29	B29 MGT_228_RX2_N	
MGT_228_RX3_N	A30	B30	GND
GND	A31	B31 MGT_228_RX0_P	
MGT_228_RX1_P	A32	B32 MGT_228_RX0_N	
MGT_228_RX1_N	A33	B33	GND
GND	A34	B34 MGT_227_RX2_P	
MGT_227_RX3_P	A35	B35 MGT_227_RX2_N	
MGT_227_RX3_N	A36	B36	GND
GND	A37	B37 MGT_227_RX0_P	
MGT_227_RX1_P	A38	B38 MGT_227_RX0_N	
MGT_227_RX1_N	A39	B39	GND
GND	A40	B40 MGT_226_RX2_P	
MGT_226_RX3_P	A41	B41 MGT_226_RX2_N	
MGT_226_RX3_N	A42	B42	GND
GND	A43	B43 MGT_226_RX0_P	
MGT_226_RX1_P	A44	B44 MGT_226_RX0_N	
MGT_226_RX1_N	A45	B45	GND
GND	A46	B46 MGT_225_RX2_P	
MGT_225_RX3_P	A47	B47 MGT_225_RX2_N	
MGT_225_RX3_N	A48	B48	GND
GND	A49	B49 MGT_225_RX0_P	
MGT_225_RX1_P	A50	B50 MGT_225_RX0_N	
MGT_225_RX1_N	A51	B51	GND
GND	A52	B52 MGT_224_RX2_P	
MGT_224_RX3_P	A53	B53 MGT_224_RX2_N	
MGT_224_RX3_N	A54	B54	GND
GND	A55	B55 MGT_224_RX0_P	
MGT_224_RX1_P	A56	B56 MGT_224_RX0_N	
MGT_224_RX1_N	A57	B57	GND
GND	A58	B58 MGT_225_CLK_P	
MGT_224_CLK_P	A59	B59 MGT_225_CLK_N	
MGT_224_CLK_N	A60	B60	GND

ADDF6-60-03.5-L-4-2-FR

B88_L7_N	C1	D1	
B88_L7_P	C2	D2 USR_LED1 (B88_L10_P)	GND
B88_L9_N	C3	D3 USR_LED2 (B88_L10_N)	
B88_L9_P	C4	D4 USR_LED3 (B88_L4_N)	
FF_MSEL (B88_L8_P)	C5	D5 USR_LED4 (B88_L4_P)	
B88_L8_N	C6	D6	GND
GND	C7	D7 MGT_228_CLK0_P	
MGT_229_CLK0_P	C8	D8 MGT_228_CLK0_N	
MGT_229_CLK0_N	C9	D9	GND
GND	C10	D10 MGT_231_TX3_P	
MGT_231_TX2_P	C11	D11 MGT_231_TX3_N	
MGT_231_TX2_N	C12	D12	GND
GND	C13	D13 MGT_231_TX1_P	
MGT_231_TX0_P	C14	D14 MGT_231_TX1_N	
MGT_231_TX0_N	C15	D15	GND
GND	C16	D16 MGT_230_TX3_P	
MGT_230_TX2_P	C17	D17 MGT_230_TX3_N	
MGT_230_TX2_N	C18	D18	GND
GND	C19	D19 MGT_230_TX1_P	
MGT_230_TX0_P	C20	D20 MGT_230_TX1_N	
MGT_230_TX0_N	C21	D21	GND
GND	C22	D22 MGT_229_TX3_P	
MGT_229_TX2_P	C23	D23 MGT_229_TX3_N	
MGT_229_TX2_N	C24	D24	GND
GND	C25	D25 MGT_229_TX1_P	
MGT_229_TX0_P	C26	D26 MGT_229_TX1_N	
MGT_229_TX0_N	C27	D27	GND
GND	C28	D28 MGT_228_TX3_P	
MGT_228_TX2_P	C29	D29 MGT_228_TX3_N	
MGT_228_TX2_N	C30	D30	GND
GND	C31	D31 MGT_228_TX1_P	
MGT_228_TX0_P	C32	D32 MGT_228_TX1_N	
MGT_228_TX0_N	C33	D33	GND
GND	C34	D34 MGT_227_TX3_P	
MGT_227_TX2_P	C35	D35 MGT_227_TX3_N	
MGT_227_TX2_N	C36	D36	GND
GND	C37	D37 MGT_227_TX1_P	
MGT_227_TX0_P	C38	D38 MGT_227_TX1_N	
MGT_227_TX0_N	C39	D39	GND
GND	C40	D40 MGT_226_TX3_P	
MGT_226_TX2_P	C41	D41 MGT_226_TX3_N	
MGT_226_TX2_N	C42	D42	GND
GND	C43	D43 MGT_226_TX1_P	
MGT_226_TX0_P	C44	D44 MGT_226_TX1_N	
MGT_226_TX0_N	C45	D45	GND
GND	C46	D46 MGT_225_TX3_P	
MGT_225_TX2_P	C47	D47 MGT_225_TX3_N	
MGT_225_TX2_N	C48	D48	GND
GND	C49	D49 MGT_225_TX1_P	
MGT_225_TX0_P	C50	D50 MGT_225_TX1_N	
MGT_225_TX0_N	C51	D51	GND
GND	C52	D52 MGT_224_TX3_P	
MGT_224_TX2_P	C53	D53 MGT_224_TX3_N	
MGT_224_TX2_N	C54	D54	GND
GND	C55	D55 MGT_224_TX1_P	
MGT_224_TX0_P	C56	D56 MGT_224_TX1_N	
MGT_224_TX0_N	C57	D57	GND
GND	C58	D58 MGT_227_CLK_P	
MGT_226_CLK_P	C59	D59 MGT_227_CLK_N	
MGT_226_CLK_N	C60	D60	GND

ADDF6-60-03.5-L-4-2-FR



Title: TEBT0865 – J4_CONNECTOR			
A4	Number: 6 A	Rev. 01	
Date: 06.03.2023	Copyright: Trenz Electronic GmbH	Page 6 of 29	
Filename: J4.schdoc			

A

A

B

B

C

C

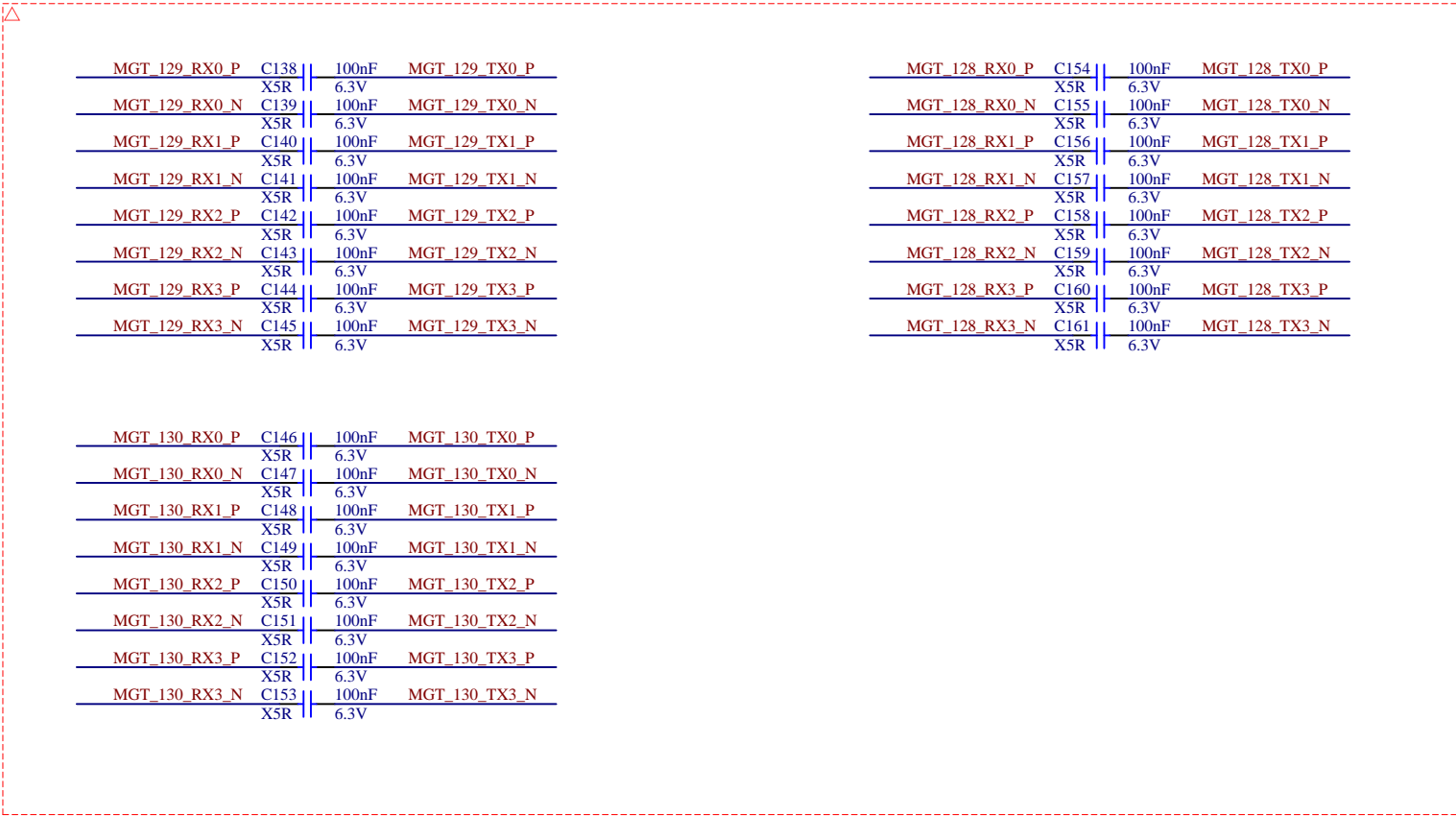
D

D

MGT_224_RX1_P	C116	100nF	MGT_224_TX0_P	MGT_227_RX1_P	C90	100nF	MGT_227_TX0_P	MGT_230_RX1_P	C26	100nF	MGT_230_TX0_P
	X5R	6.3V			X5R	6.3V			X5R	6.3V	
MGT_224_RX1_N	C117	100nF	MGT_224_TX0_N	MGT_227_RX1_N	C91	100nF	MGT_227_TX0_N	MGT_230_RX1_N	C27	100nF	MGT_230_TX0_N
	X5R	6.3V			X5R	6.3V			X5R	6.3V	
MGT_224_RX0_P	C118	100nF	MGT_224_TX1_P	MGT_227_RX0_P	C92	100nF	MGT_227_TX1_P	MGT_230_RX0_P	C28	100nF	MGT_230_TX1_P
	X5R	6.3V			X5R	6.3V			X5R	6.3V	
MGT_224_RX0_N	C119	100nF	MGT_224_TX1_N	MGT_227_RX0_N	C93	100nF	MGT_227_TX1_N	MGT_230_RX0_N	C29	100nF	MGT_230_TX1_N
	X5R	6.3V			X5R	6.3V			X5R	6.3V	
MGT_224_RX3_P	C120	100nF	MGT_224_TX2_P	MGT_227_RX3_P	C94	100nF	MGT_227_TX2_P	MGT_230_RX3_P	C30	100nF	MGT_230_TX2_P
	X5R	6.3V			X5R	6.3V			X5R	6.3V	
MGT_224_RX3_N	C121	100nF	MGT_224_TX2_N	MGT_227_RX3_N	C95	100nF	MGT_227_TX2_N	MGT_230_RX3_N	C31	100nF	MGT_230_TX2_N
	X5R	6.3V			X5R	6.3V			X5R	6.3V	
MGT_224_RX2_P	C122	100nF	MGT_224_TX3_P	MGT_227_RX2_P	C96	100nF	MGT_227_TX3_P	MGT_230_RX2_P	C32	100nF	MGT_230_TX3_P
	X5R	6.3V			X5R	6.3V			X5R	6.3V	
MGT_224_RX2_N	C123	100nF	MGT_224_TX3_N	MGT_227_RX2_N	C97	100nF	MGT_227_TX3_N	MGT_230_RX2_N	C33	100nF	MGT_230_TX3_N
	X5R	6.3V			X5R	6.3V			X5R	6.3V	
MGT_225_RX1_P	C98	100nF	MGT_225_TX0_P	MGT_228_RX1_P	C42	100nF	MGT_228_TX0_P	MGT_231_RX1_P	C11	100nF	MGT_231_TX0_P
	X5R	6.3V			X5R	6.3V			X5R	6.3V	
MGT_225_RX1_N	C99	100nF	MGT_225_TX0_N	MGT_228_RX1_N	C43	100nF	MGT_228_TX0_N	MGT_231_RX1_N	C12	100nF	MGT_231_TX0_N
	X5R	6.3V			X5R	6.3V			X5R	6.3V	
MGT_225_RX0_P	C100	100nF	MGT_225_TX1_P	MGT_228_RX0_P	C44	100nF	MGT_228_TX1_P	MGT_231_RX0_P	C13	100nF	MGT_231_TX1_P
	X5R	6.3V			X5R	6.3V			X5R	6.3V	
MGT_225_RX0_N	C101	100nF	MGT_225_TX1_N	MGT_228_RX0_N	C45	100nF	MGT_228_TX1_N	MGT_231_RX0_N	C14	100nF	MGT_231_TX1_N
	X5R	6.3V			X5R	6.3V			X5R	6.3V	
MGT_225_RX3_P	C102	100nF	MGT_225_TX2_P	MGT_228_RX3_P	C46	100nF	MGT_228_TX2_P	MGT_231_RX3_P	C10	100nF	MGT_231_TX2_P
	X5R	6.3V			X5R	6.3V			X5R	6.3V	
MGT_225_RX3_N	C103	100nF	MGT_225_TX2_N	MGT_228_RX3_N	C47	100nF	MGT_228_TX2_N	MGT_231_RX3_N	C15	100nF	MGT_231_TX2_N
	X5R	6.3V			X5R	6.3V			X5R	6.3V	
MGT_225_RX2_P	C104	100nF	MGT_225_TX3_P	MGT_228_RX2_P	C48	100nF	MGT_228_TX3_P	MGT_231_RX2_P	C16	100nF	MGT_231_TX3_P
	X5R	6.3V			X5R	6.3V			X5R	6.3V	
MGT_225_RX2_N	C105	100nF	MGT_225_TX3_N	MGT_228_RX2_N	C49	100nF	MGT_228_TX3_N	MGT_231_RX2_N	C17	100nF	MGT_231_TX3_N
	X5R	6.3V			X5R	6.3V			X5R	6.3V	
MGT_226_RX1_P	C106	100nF	MGT_226_TX0_P	MGT_229_RX1_P	C18	100nF	MGT_229_TX0_P				
	X5R	6.3V			X5R	6.3V					
MGT_226_RX1_N	C107	100nF	MGT_226_TX0_N	MGT_229_RX1_N	C19	100nF	MGT_229_TX0_N				
	X5R	6.3V			X5R	6.3V					
MGT_226_RX0_P	C108	100nF	MGT_226_TX1_P	MGT_229_RX0_P	C20	100nF	MGT_229_TX1_P				
	X5R	6.3V			X5R	6.3V					
MGT_226_RX0_N	C109	100nF	MGT_226_TX1_N	MGT_229_RX0_N	C21	100nF	MGT_229_TX1_N				
	X5R	6.3V			X5R	6.3V					
MGT_226_RX3_P	C110	100nF	MGT_226_TX2_P	MGT_229_RX3_P	C22	100nF	MGT_229_TX2_P				
	X5R	6.3V			X5R	6.3V					
MGT_226_RX3_N	C111	100nF	MGT_226_TX2_N	MGT_229_RX3_N	C23	100nF	MGT_229_TX2_N				
	X5R	6.3V			X5R	6.3V					
MGT_226_RX2_P	C112	100nF	MGT_226_TX3_P	MGT_229_RX2_P	C24	100nF	MGT_229_TX3_P				
	X5R	6.3V			X5R	6.3V					
MGT_226_RX2_N	C113	100nF	MGT_226_TX3_N	MGT_229_RX2_N	C25	100nF	MGT_229_TX3_N				
	X5R	6.3V			X5R	6.3V					




Title: TEBT0865 – GTH_Loopback_Connections		
A4	Number: 7 A	Rev. 01
Date: 06.03.2023	Copyright: Trenz Electronic GmbH	Page 7 of 29
Filename: GTH_Loopback.schdoc		




MGT_129_RX0_P	C138	100nF	MGT_129_TX0_P
	X5R	6.3V	
MGT_129_RX0_N	C139	100nF	MGT_129_TX0_N
	X5R	6.3V	
MGT_129_RX1_P	C140	100nF	MGT_129_TX1_P
	X5R	6.3V	
MGT_129_RX1_N	C141	100nF	MGT_129_TX1_N
	X5R	6.3V	
MGT_129_RX2_P	C142	100nF	MGT_129_TX2_P
	X5R	6.3V	
MGT_129_RX2_N	C143	100nF	MGT_129_TX2_N
	X5R	6.3V	
MGT_129_RX3_P	C144	100nF	MGT_129_TX3_P
	X5R	6.3V	
MGT_129_RX3_N	C145	100nF	MGT_129_TX3_N
	X5R	6.3V	

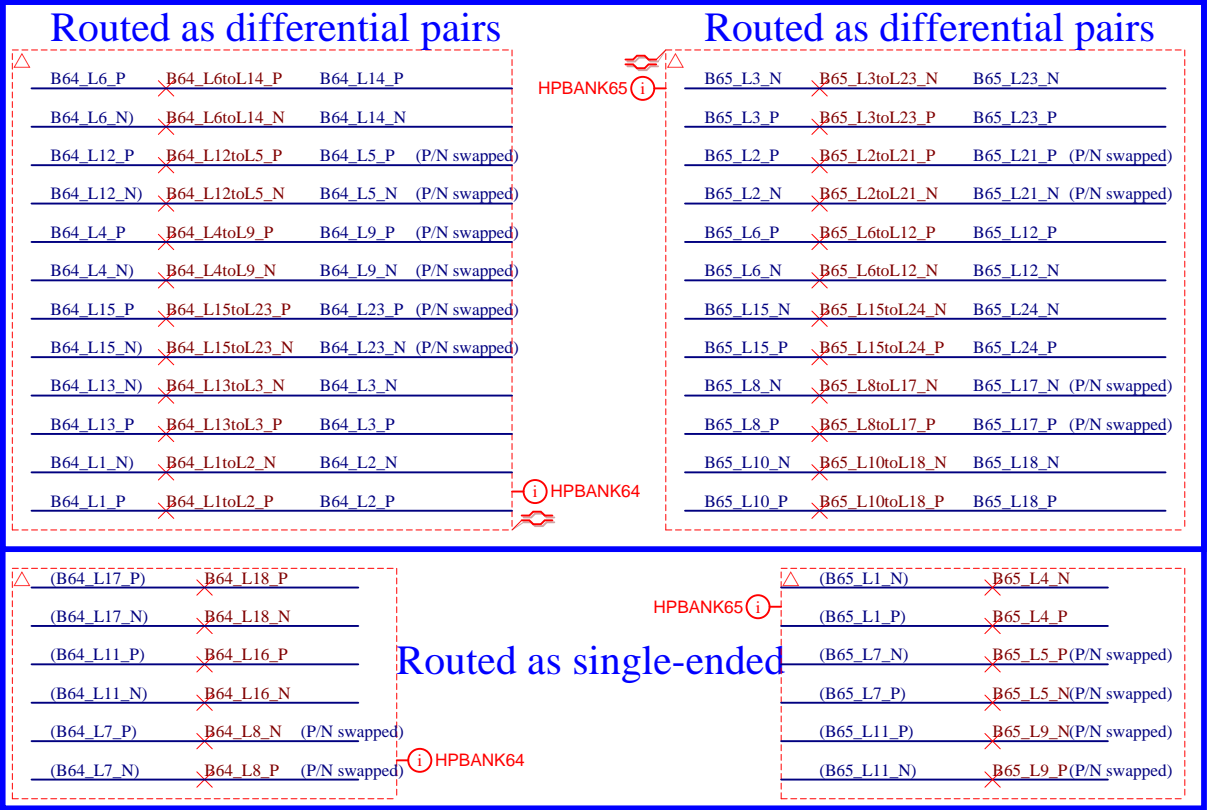
MGT_128_RX0_P	C154	100nF	MGT_128_TX0_P
	X5R	6.3V	
MGT_128_RX0_N	C155	100nF	MGT_128_TX0_N
	X5R	6.3V	
MGT_128_RX1_P	C156	100nF	MGT_128_TX1_P
	X5R	6.3V	
MGT_128_RX1_N	C157	100nF	MGT_128_TX1_N
	X5R	6.3V	
MGT_128_RX2_P	C158	100nF	MGT_128_TX2_P
	X5R	6.3V	
MGT_128_RX2_N	C159	100nF	MGT_128_TX2_N
	X5R	6.3V	
MGT_128_RX3_P	C160	100nF	MGT_128_TX3_P
	X5R	6.3V	
MGT_128_RX3_N	C161	100nF	MGT_128_TX3_N
	X5R	6.3V	

MGT_130_RX0_P	C146	100nF	MGT_130_TX0_P
	X5R	6.3V	
MGT_130_RX0_N	C147	100nF	MGT_130_TX0_N
	X5R	6.3V	
MGT_130_RX1_P	C148	100nF	MGT_130_TX1_P
	X5R	6.3V	
MGT_130_RX1_N	C149	100nF	MGT_130_TX1_N
	X5R	6.3V	
MGT_130_RX2_P	C150	100nF	MGT_130_TX2_P
	X5R	6.3V	
MGT_130_RX2_N	C151	100nF	MGT_130_TX2_N
	X5R	6.3V	
MGT_130_RX3_P	C152	100nF	MGT_130_TX3_P
	X5R	6.3V	
MGT_130_RX3_N	C153	100nF	MGT_130_TX3_N
	X5R	6.3V	

	Title: TEBT0865 – GTY_Loopback_Connections		
	A4	Number: 8 A	Rev. 01
	Date: 06.03.2023	Copyright: Trenz Electronic GmbH	Page 8 of 29
	Filename: GTY_Loopback.schdoc		



PCB Loopback connections




Title: TEBT0865 – Bank64 and Bank65 Header and Loopbacks		
A4	Number: g A	Rev. 01
Date: 06.03.2023	Copyright: Trenz Electronic GmbH	Page 9 of 29
Filename: BANK64-65_Header.SchDoc		

1

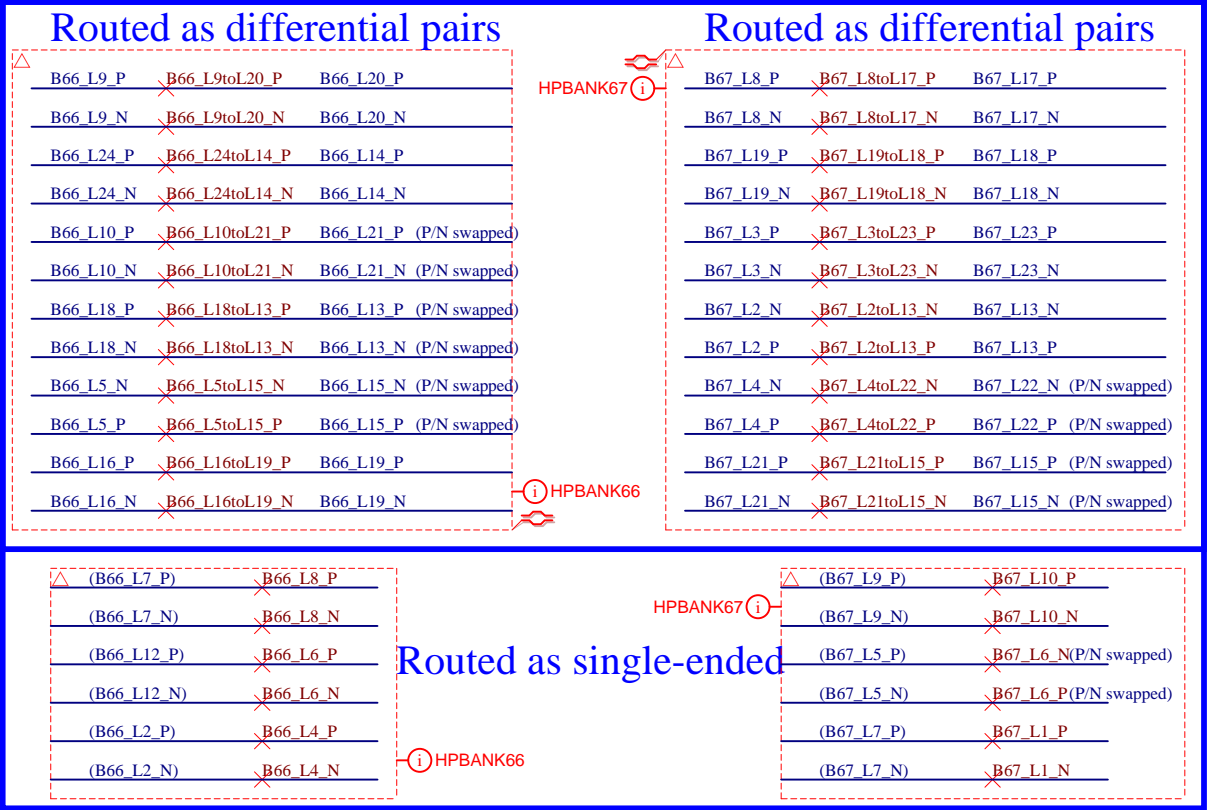
2

3

4



PCB Loopback connections




Title: TEBT0865 – Bank66 and Bank67 Header and Loopbacks		
A4	Number: 10 A	Rev. 01
Date: 06.03.2023	Copyright: Trenz Electronic GmbH	Page 10 of 29
Filename: BANK66-67_Header.SchDoc		

1


2

3


4



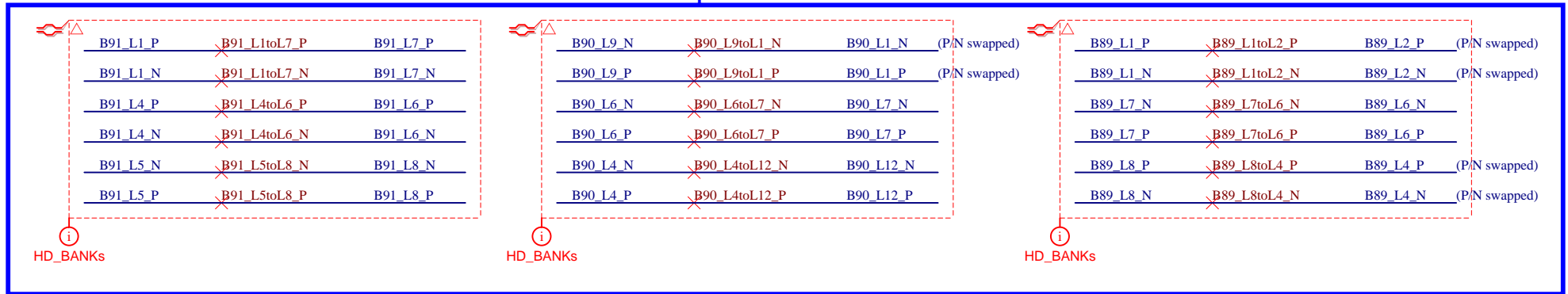

PCB Loopback connections



Title: TEBT0865 – BANK68 Header and Loopbacks		
A4	Number: 11 A	Rev. 01
Date: 06.03.2023	Copyright: Trenz Electronic GmbH	Page 11 of 29
Filename: BANK68_Header.SchDoc		



PCB Loopback connections

Title: **TEBT0865 – HD BANKS Header and Loopback**

A4	Number: 12 A	Rev. 01
Date: 06.03.2023	Copyright: Trenz Electronic GmbH	Page 12 of 29
Filename: HD_BANKS_Header.SchDoc		

1

2

3

4

A

A

GTH CLOCKs

CLOCKs_1

GTH CLOCKs

CLOCKs_2

B

B

GTY CLOCKs


CLOCKs_3

C

C

D

D

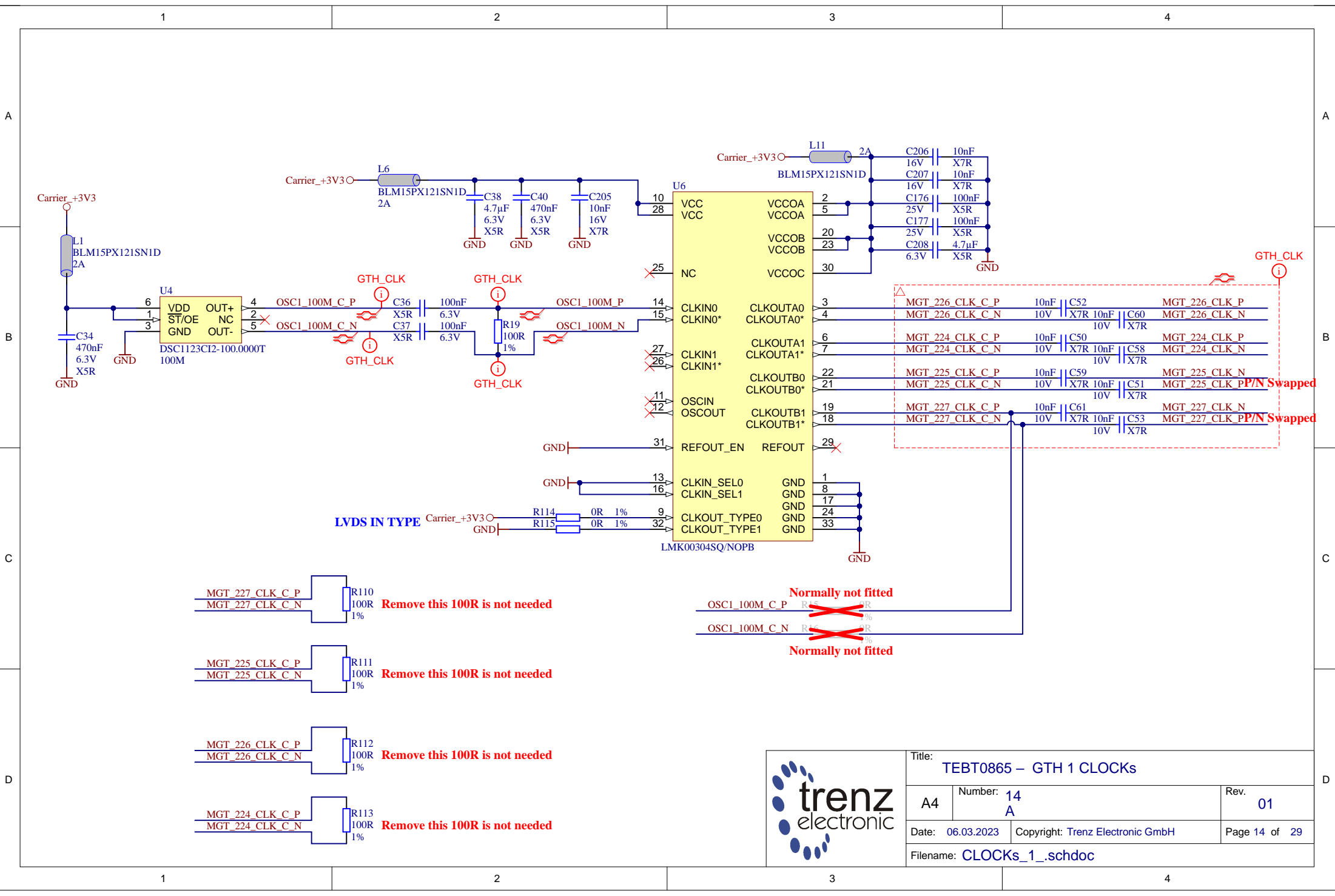
		Title: TEBT0865 – CLOCKs	
		A4	Number: 13 A
Date: 06.03.2023		Copyright: Trenz Electronic GmbH	
Filename: CLOCKs.schdoc			

1

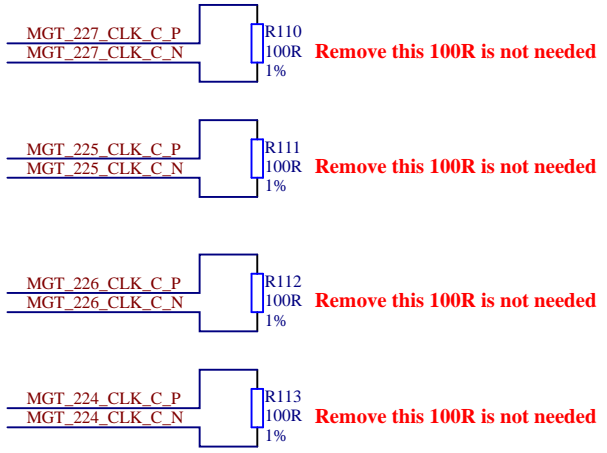
2

3

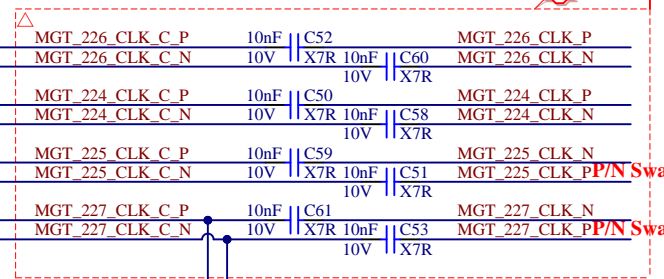
4



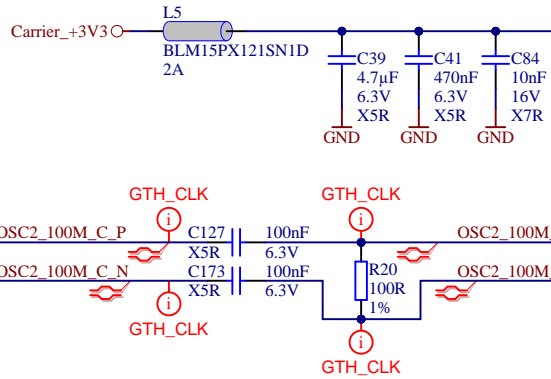
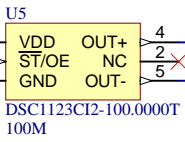
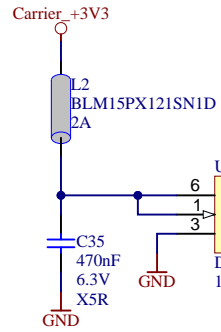
LVDS IN TYPE



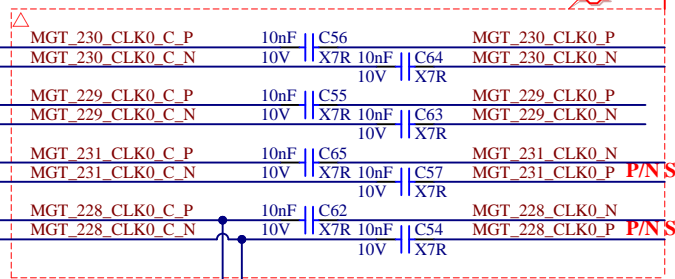
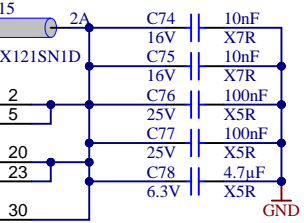
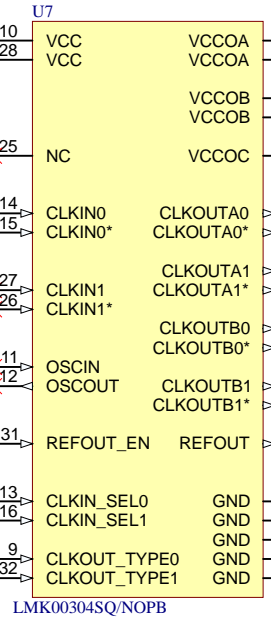
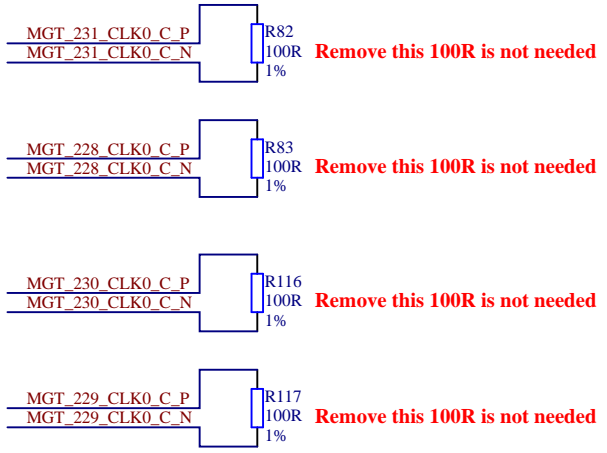
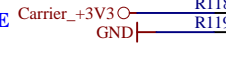
Normally not fitted
~~OSC1_100M_C_P~~
~~OSC1_100M_C_N~~
 Normally not fitted



Title: TEBT0865 – GTH 1 CLOCKS		
A4	Number: 14 A	Rev. 01
Date: 06.03.2023	Copyright: Trenz Electronic GmbH	Page 14 of 29
Filename: CLOCKS_1_.schdoc		



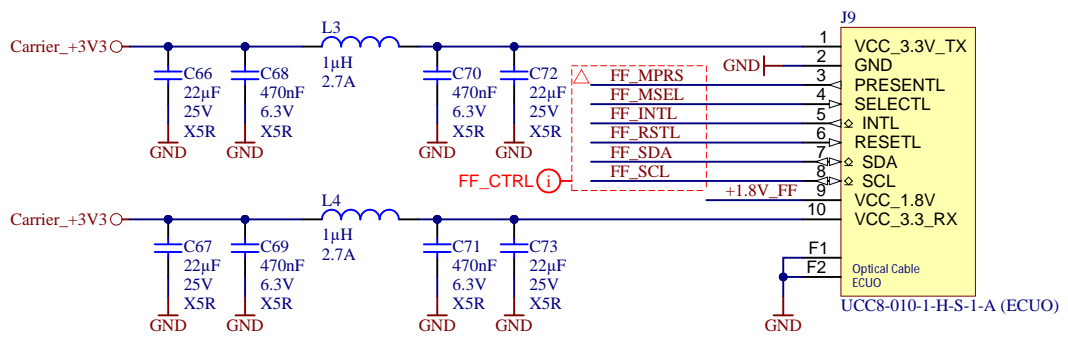
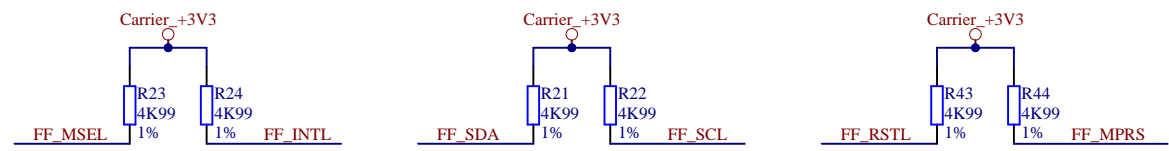
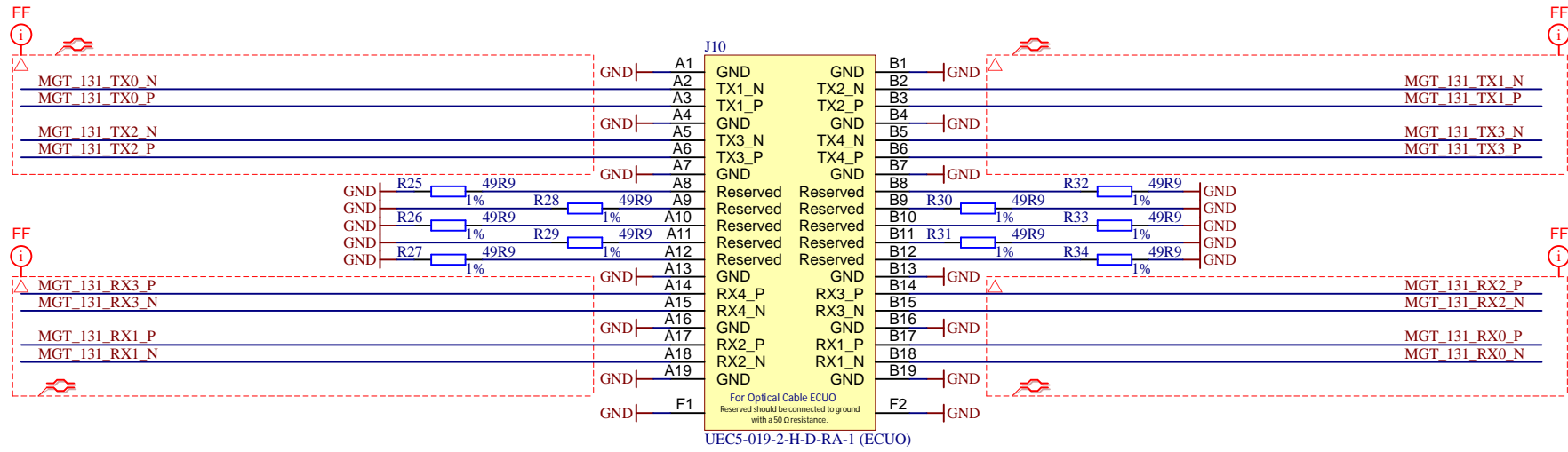
LVDS IN TYPE



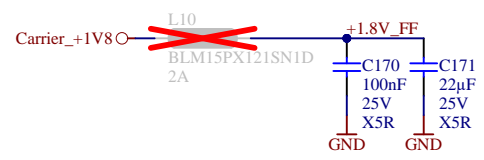
Normally not fitted



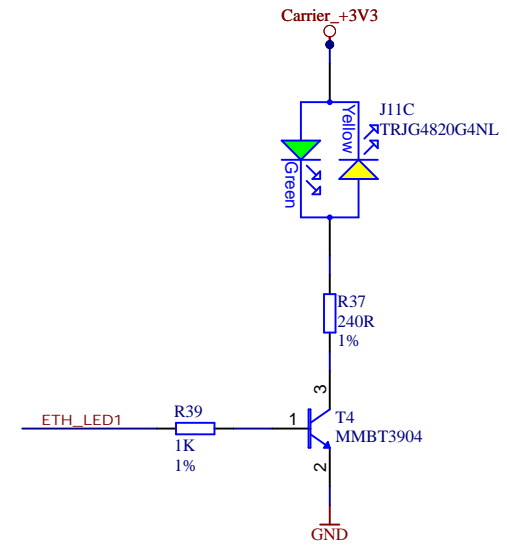
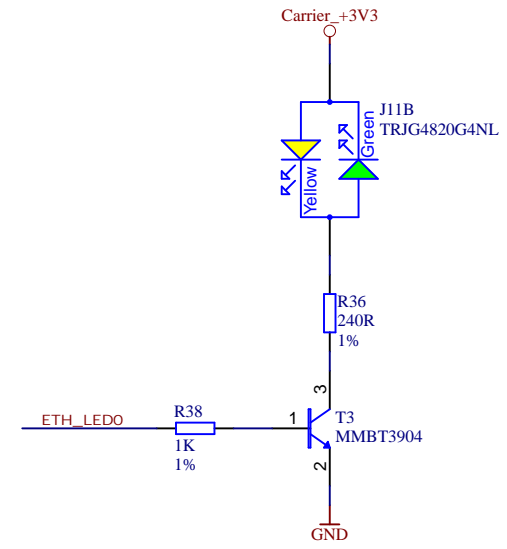
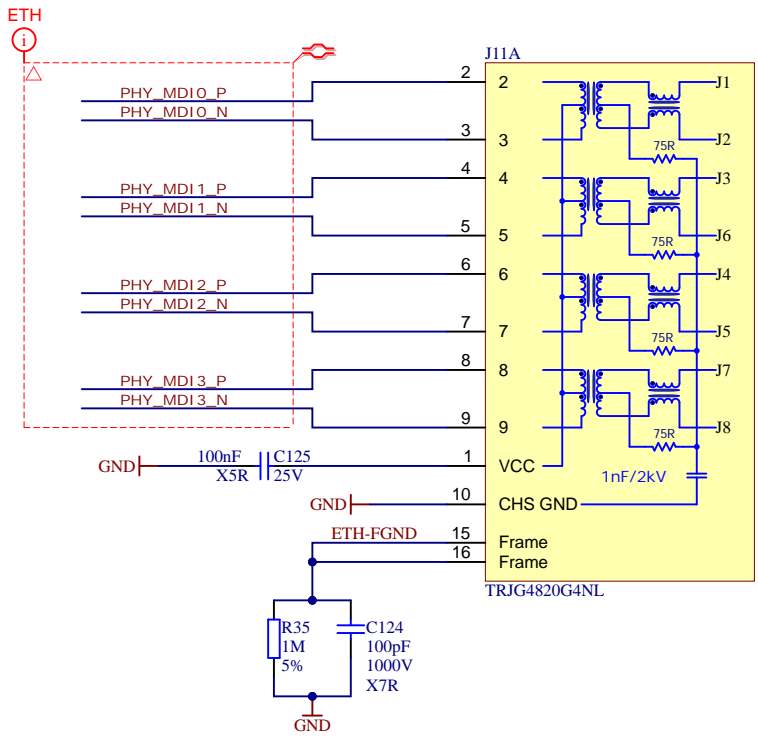
Title: TEBT0865 – GTH 2 CLOCKS		
A4	Number: 15 A	Rev. 01
Date: 06.03.2023	Copyright: Trenz Electronic GmbH	Page 15 of 29
Filename: CLOCKS_2_.schdoc		



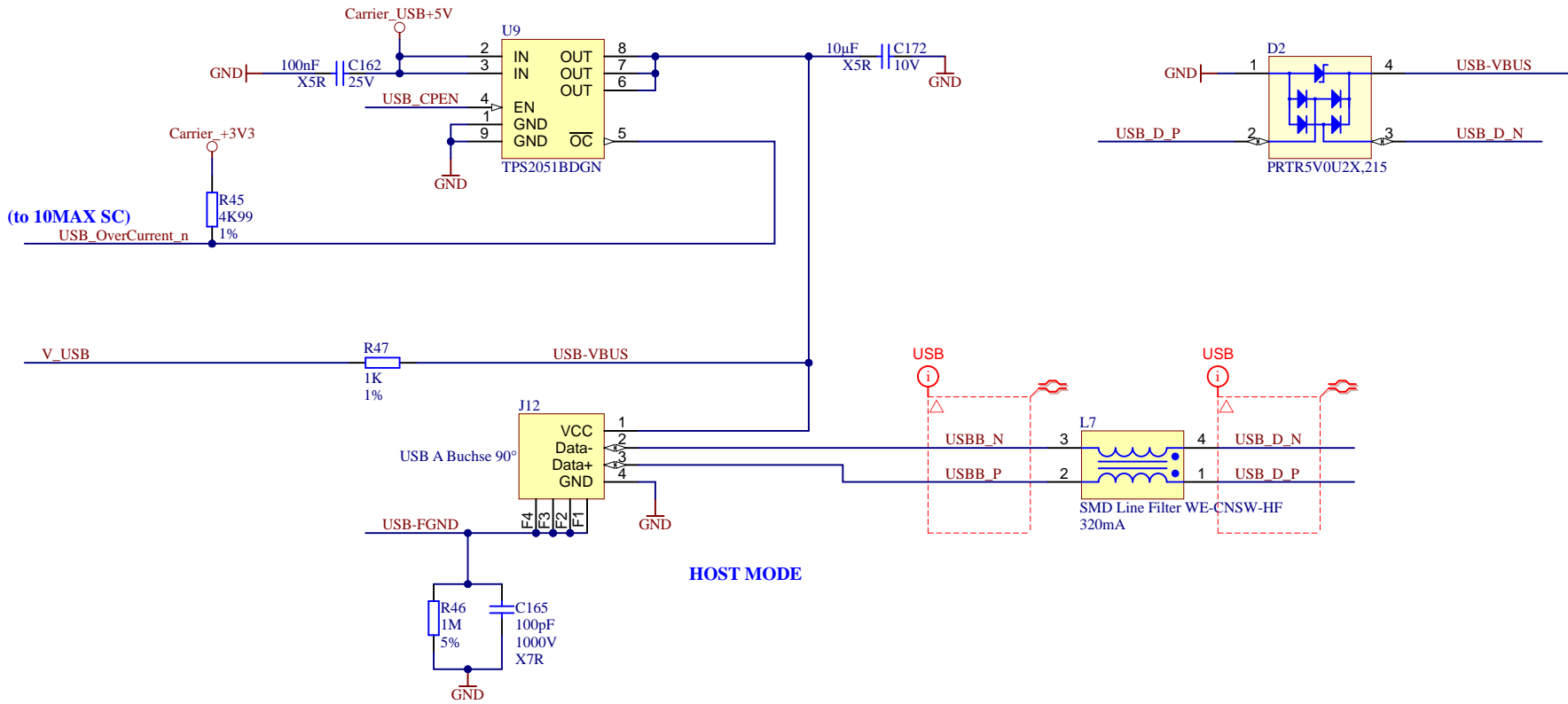
SNAP2
SNAP
FireFly
SNAP FireFly UEC5-2




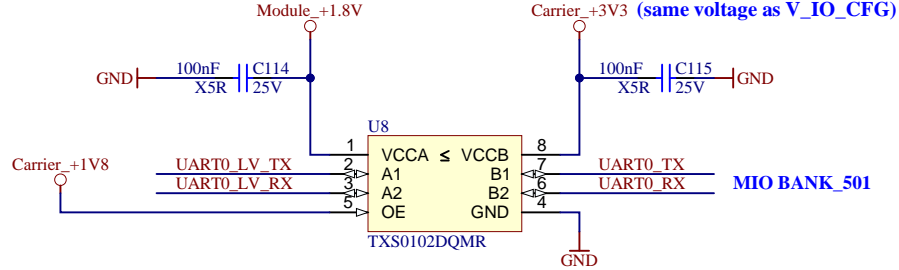
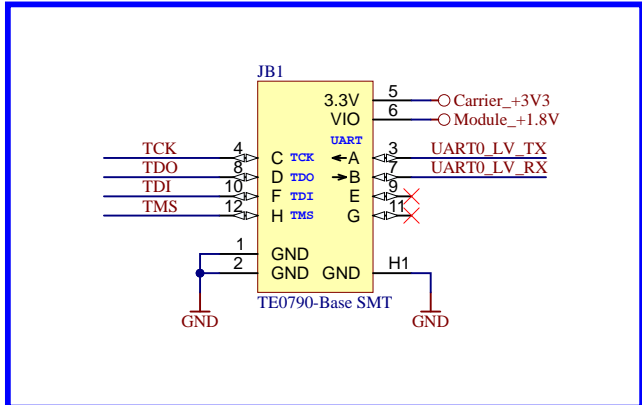
Title: TEBT0865 – FIREFLY_Connections		
A4	Number: 17 A	Rev. 01
Date: 06.03.2023	Copyright: Trenz Electronic GmbH	Page 17 of 29
Filename: FIREFLY.SchDoc		



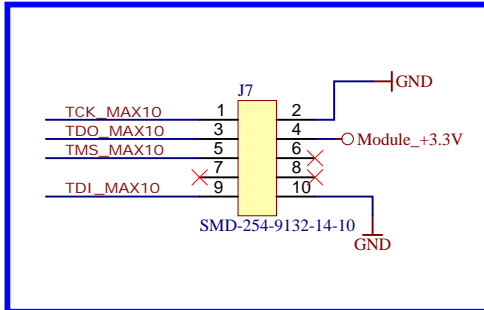
Title: TEBT0865 – ETHERNET		
A4	Number: 18 A	Rev. 01
Date: 06.03.2023	Copyright: Trenz Electronic GmbH	Page 18 of 29
Filename: ETHERNET.SchDoc		



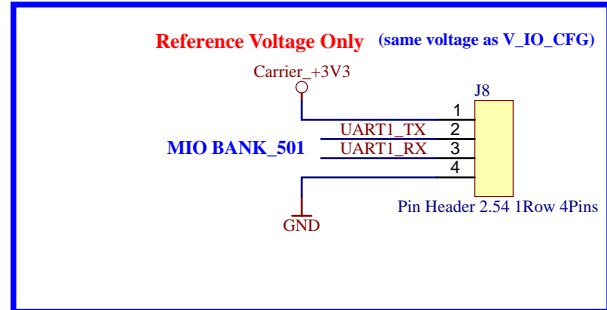
	Title: TEBT0865 – USB		
	A4	Number: 19 A	Rev. 01
	Date: 11.09.2024	Copyright: Trenz Electronic GmbH	
	Page 19 of 29		
Filename: USB.SchDoc			




TE0790 XMOD JTAG PROGRAMMER/UART0 HEADER

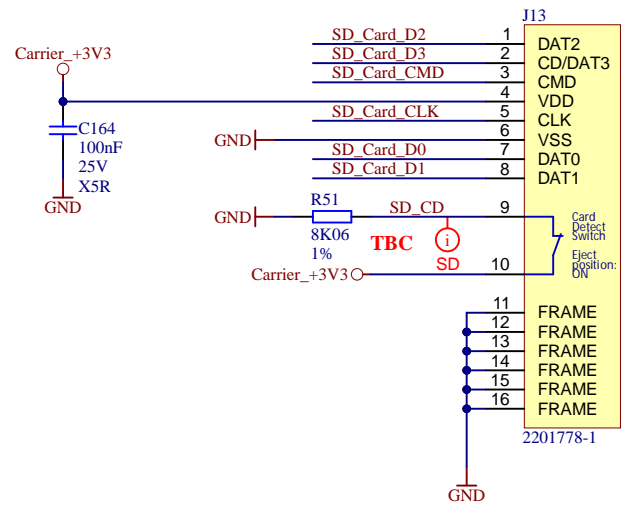
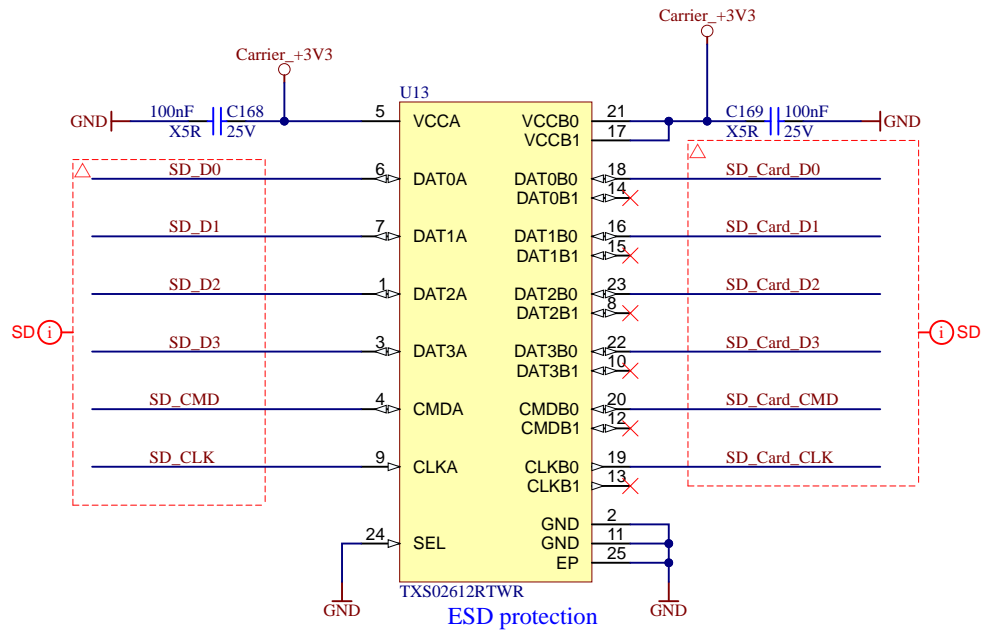


10MAX SC TEI0004 JTAG PROGRAMMER HEADER



UART1 HEADER ONLY

		Title: TEBT0865 – JTAG_UART_Connections	
		A4	Number: 20 A
Date: 06.03.2023		Copyright: Trenz Electronic GmbH	
Filename: JTAG_UART_Connections.SchDoc		Page 20 of 29	



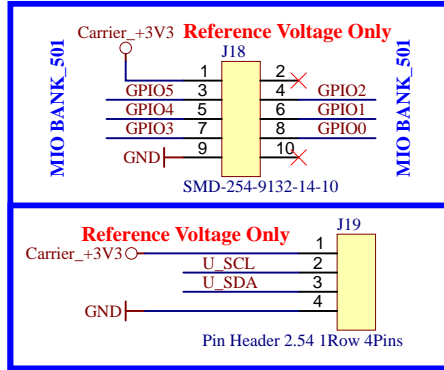
Card removed -> Switch closed -> SD_CD = 1
 Card inserted -> Switch opened -> SD_CD = 0



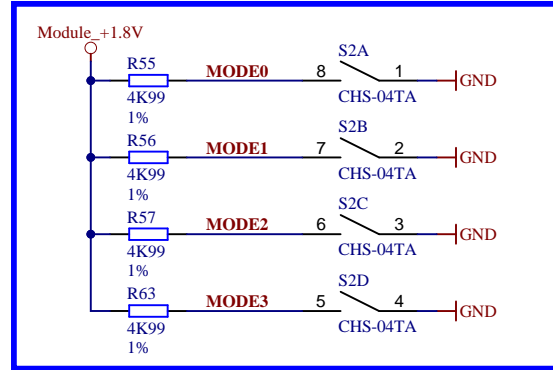
Title: TEBT0865 – SD Card		
A4	Number: 21 A	Rev. 01
Date: 06.03.2023	Copyright: Trenz Electronic GmbH	Page 21 of 29
Filename: SD_Card.SchDoc		

Mode	3	2	1	0
PS JTAG	On	On	On	On
Quad-SPI (32b)	On	On	Off	On
SD1 (2.0)	On	Off	On	Off
eMMC (1.8V)	On	Off	Off	On

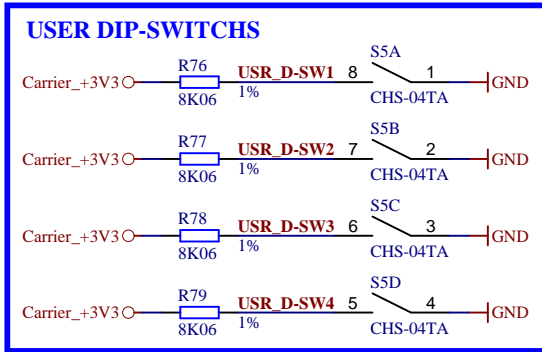
S2 Boot mode switch



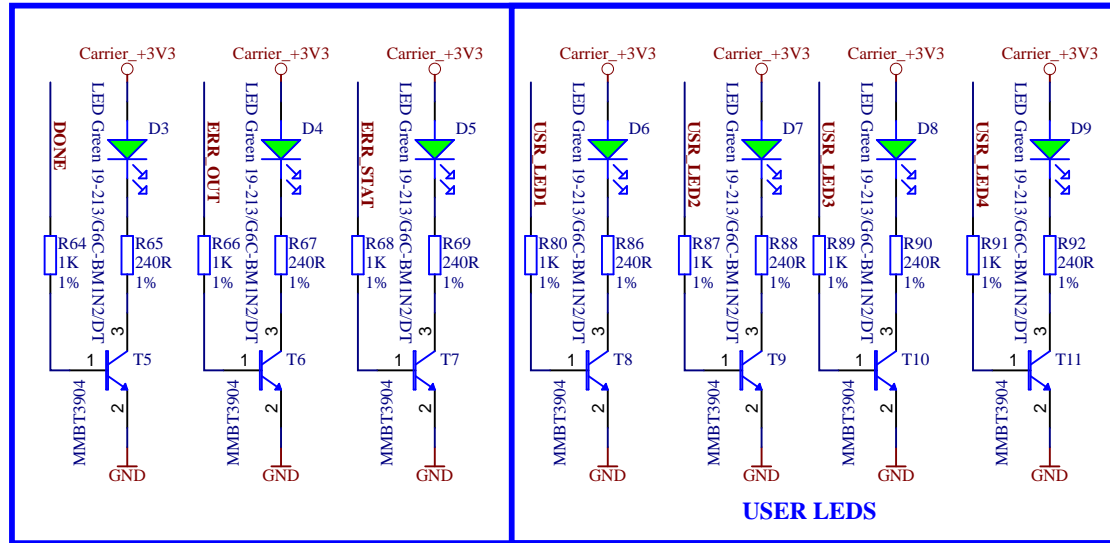
ADDITIONAL HEADERS



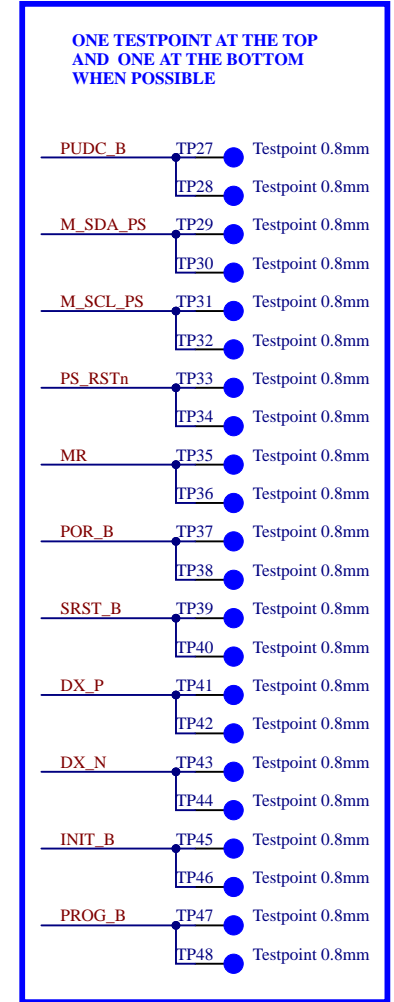
MODE SELECTION



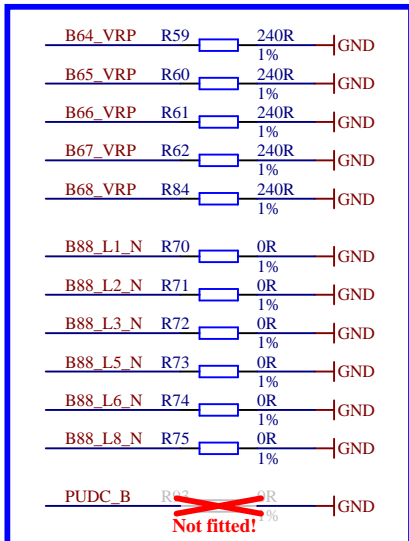
DIP-SWITCHES



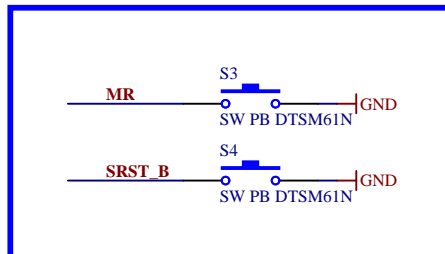
USER LEDS



TESTPOINTS



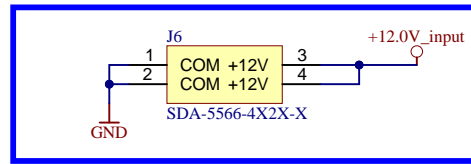
TERMINATIONS



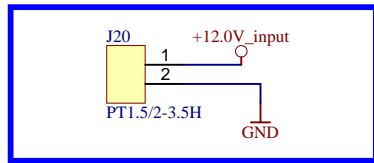
PUSH BUTTONS



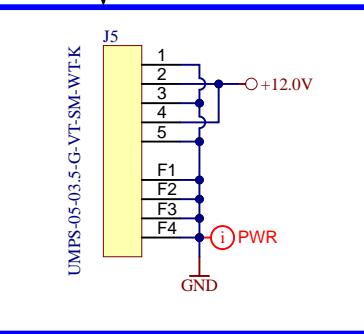
Title: TEBT0865 – MISC_BASE		
A4	Number: 22 A	Rev. 01
Date: 24.05.2024	Copyright: Trenz Electronic GmbH	Page 22 of 29
Filename: MISC_BASE.SchDoc		



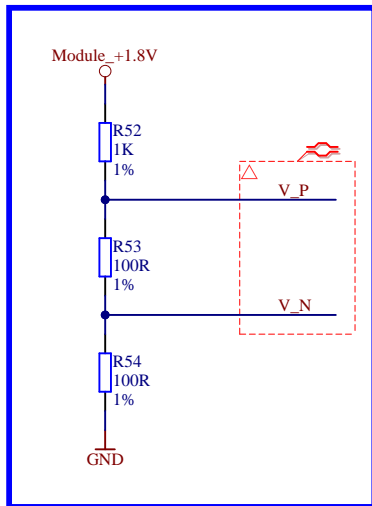
MAIN POWER-IN CONNECTOR




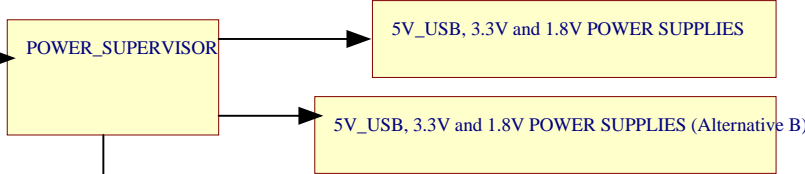
OPTIONAL MAIN POWER-IN CONNECTOR



B2B POWER CONNECTOR



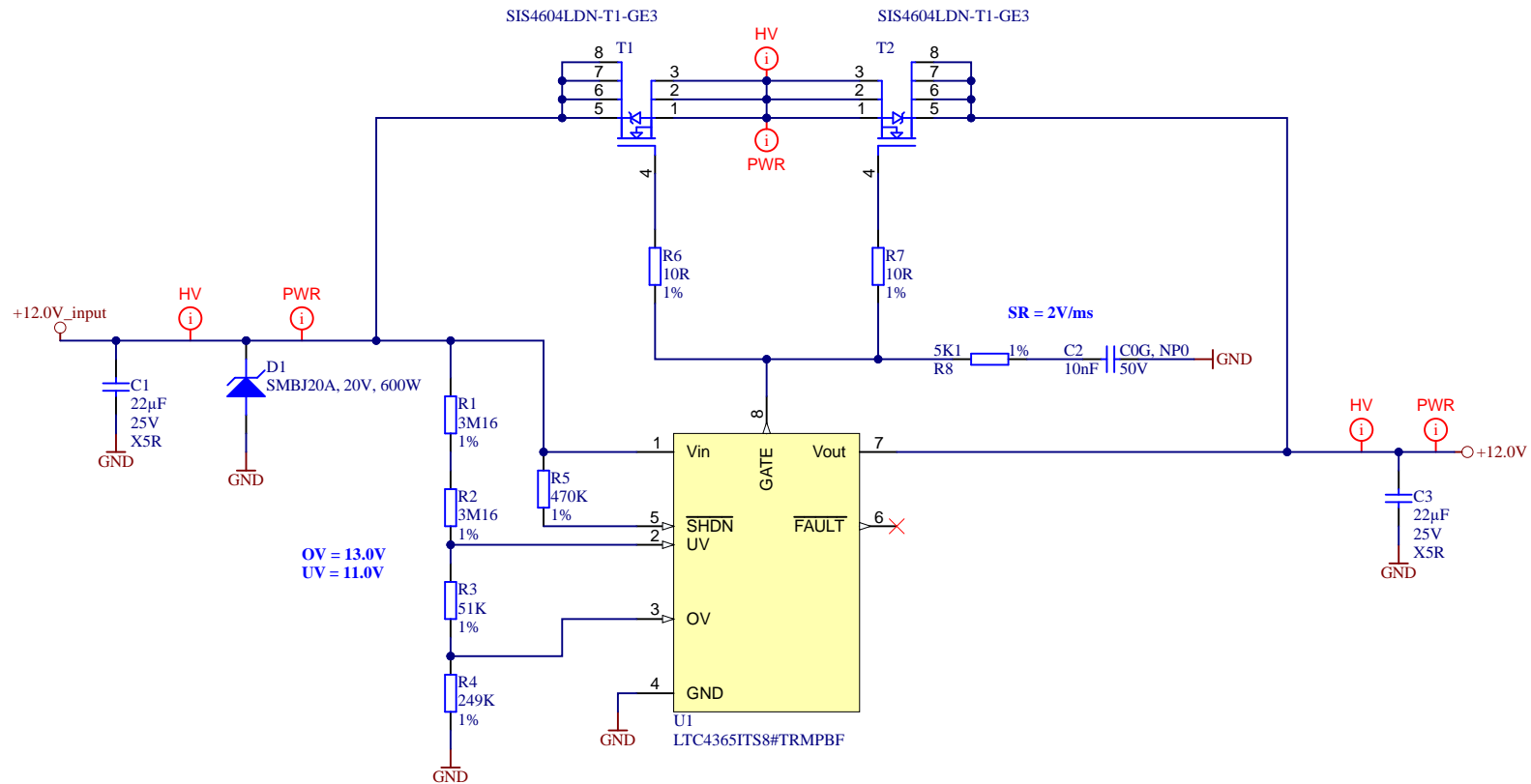
FPGA ADC 1.8V Module Monitoring



TESTPOINTS




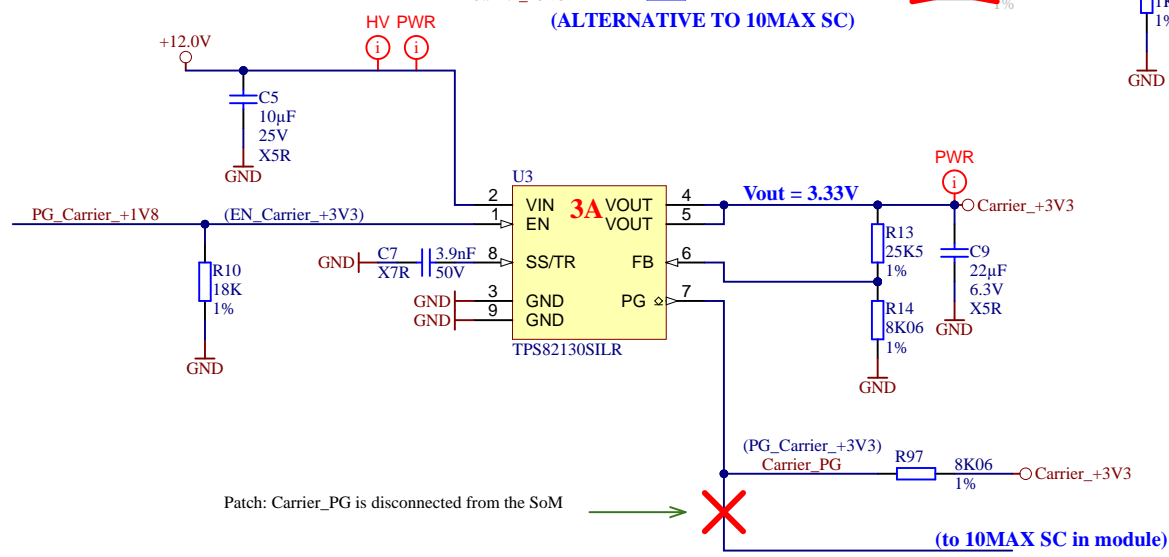
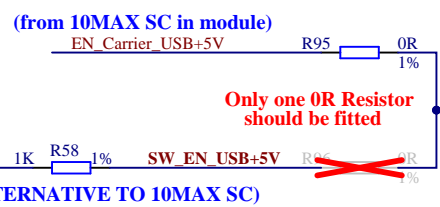
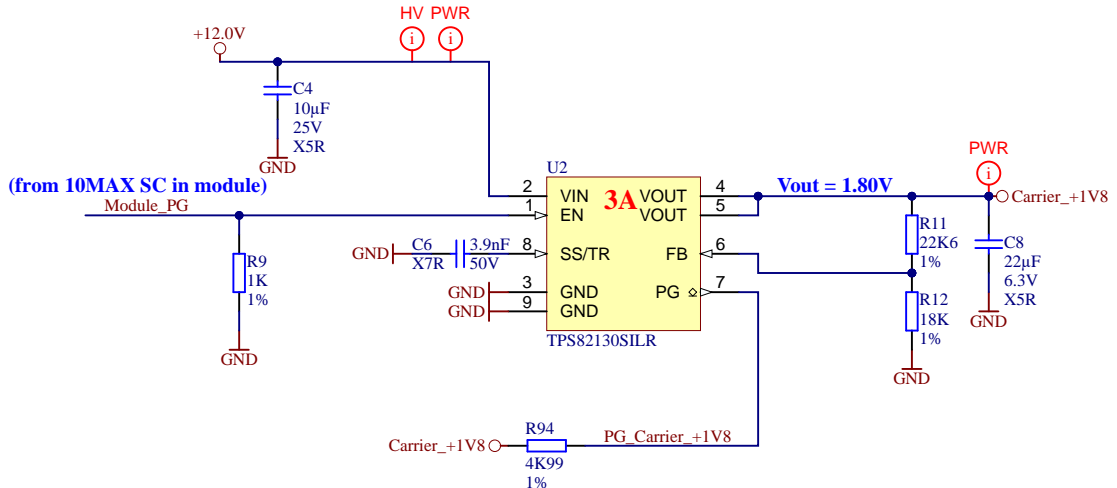
Title: TEBT0865 – POWER		
A4	Number: 23 A	Rev. 01
Date: 06.03.2023	Copyright: Trenz Electronic GmbH	Page 23 of 29
Filename: POWER.SchDoc		



OV = 13.0V
UV = 11.0V

SR = 2V/ms

	Title: TEBT0865 – POWER SUPERVISOR	
	A4	Number: 24 A
	Date: 12.06.2024	Copyright: Trenz Electronic GmbH
	Filename: POWER_1.SchDoc	
	Rev. 01	Page 24 of 29



Title: TEBT0865 – 3V3 & 1V8 POWER SUPPLIES		
A4	Number: 25 A	Rev. 01
Date: 21.11.2025	Copyright: Trenz Electronic GmbH	Page 25 of 29
Filename: POWER_2.SchDoc		

1

2

3

4

A

A

B

B

C

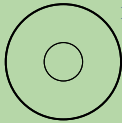
C

D

D

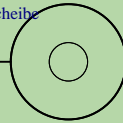
TEBT0865 Carrier

TE0865 Module



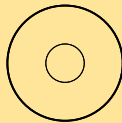
Mount.Hole 3.2mm für Unterlegscheibe

GND



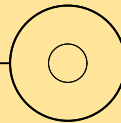
Mount.Hole 3.2mm für Unterlegscheibe

GND



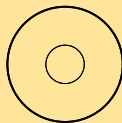
Mount.Hole 3.2mm für Unterlegscheibe

GND



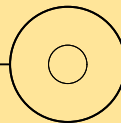
GND

Mount.Hole 3.2mm für Unterlegscheibe



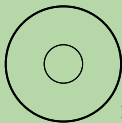
Mount.Hole 3.2mm für Unterlegscheibe

GND



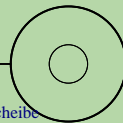
GND

Mount.Hole 3.2mm für Unterlegscheibe



Mount.Hole 3.2mm für Unterlegscheibe

GND



Mount.Hole 3.2mm für Unterlegscheibe

GND

SNAP1



SNAP for TE0865 (100x75 mm)



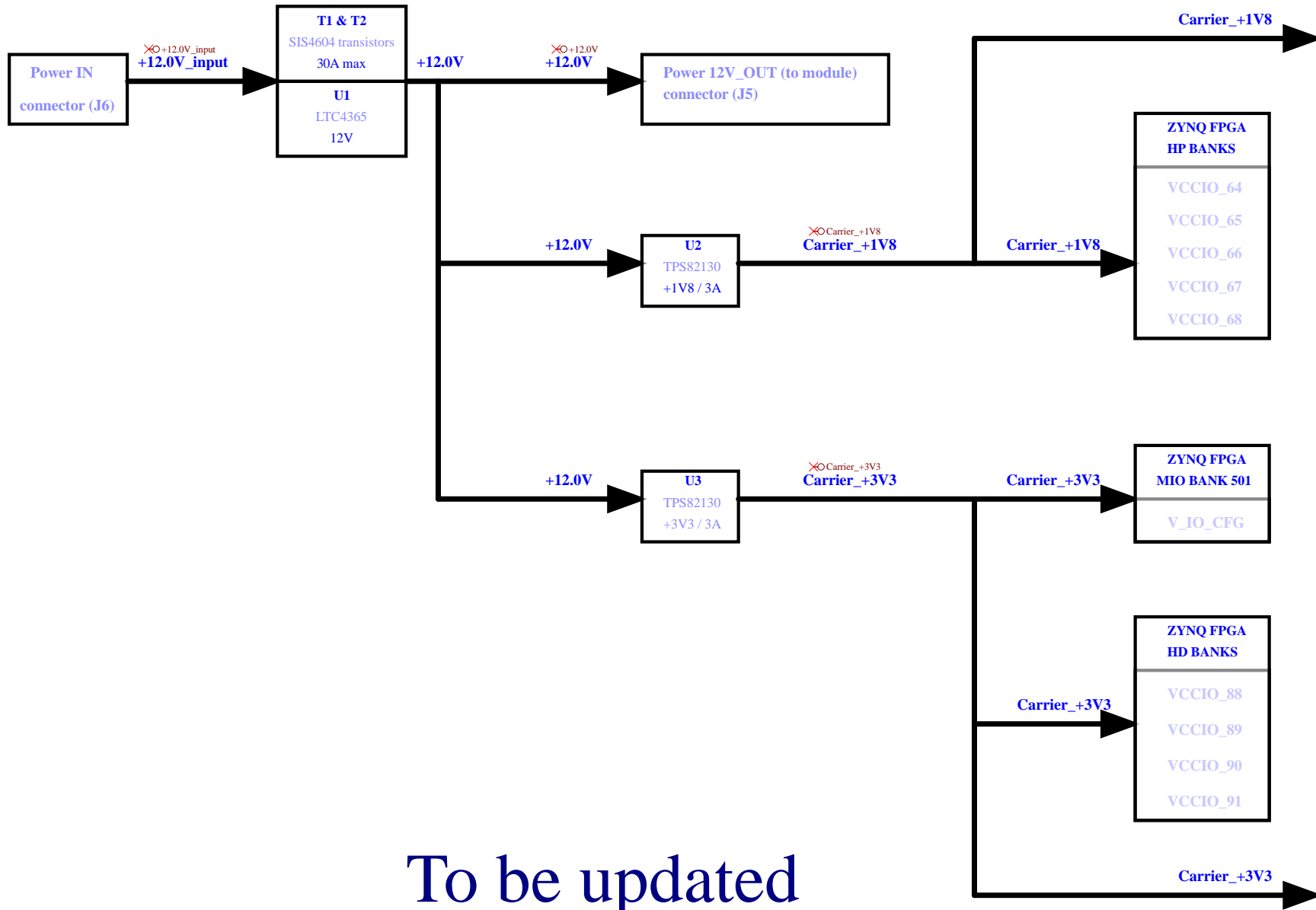
Title: TEBT0865 MECH		
A4	Number: 27 A	Rev. 01
Date: 06.03.2023	Copyright: Trenz Electronic GmbH	Page 27 of 29
Filename: MECH.schdoc		

1

2

3

4



To be updated



Title: TEBT0865 – PowerOverview		
A4	Number: 28 A	Rev. 01
Date: 12.06.2024	Copyright: Trenz Electronic GmbH	Page28 of 29
Filename: PowerOverview.SchDoc		

1

2

3

4

A

A

REV	Description	
-01	Initial revision	GHC
-01a	Transistors T1 and T2 changed from SIS444DN-T1-GE3 to SIS4604LDN-T1-GE3. Resistor R47 changed from 18k to 1k Capacitor C172 changed from 100nF 25V to 10µF 10V Patch is applied: Carrier_PG is disconnected from the SoM	MT, VY 04.06.24

B


B

C

C

D

D

	Title: TEBT0865 – Revision_Changes		
	A4	Number: 29 A	Rev. 01
	Date: 21.11.2025	Copyright: Trenz Electronic GmbH	Page 29 of 29
	Filename: Revision_Changes.SchDoc		

1

2

3

4